

An aerial photograph of a custom fiberglass pool. The pool is kidney-shaped with a vibrant blue interior. A stone waterfall feature is integrated into the pool's edge on the left side. The pool is surrounded by a light-colored concrete deck, and a section of the deck in the bottom right corner is finished with a pebble aggregate. The overall scene is bright and clear, showcasing the pool's design and materials.

Latham Grand | West Coast

Fiberglass Pools





Latham

Fiberglass Pools





Rectangle

Latham Grand | West Coast

<p>Astoria 16 15' 10" x 40' Depth: 3' 6" to 7' Spa: 3'</p> 	<p>Barcelona 16' x 37' 10" Depth: 3' 6" to 7'</p> 	<p>Claremont 14' x 33' Depth: 3' 7" to 5' 4"</p> 	<p>Corinthian 12 12' x 25' Depth: 3' 6" to 5' 5"</p> 
--------------------------------------------------------------------------------------------------------------------------------------------------------------	----------------------------------------------------------------------------------------------------------------------------------------------------	---------------------------------------------------------------------------------------------------------------------------------------------------	-------------------------------------------------------------------------------------------------------------------------------------------------------

<p>Corinthian 14 14' x 30' Depth: 3' 6" to 6'</p> 	<p>Corinthian 16 15' 10" x 40' Depth: 3' 6" to 7'</p> 	<p>Delray 11' 10" x 25' 5" Depth: 4' 6"</p> 	<p>Kingston 16' x 38' Depth: 3' 6" to 5' 10"</p> 
---------------------------------------------------------------------------------------------------------------------------------------------------	--------------------------------------------------------------------------------------------------------------------------------------------------------	----------------------------------------------------------------------------------------------------------------------------------------------	---------------------------------------------------------------------------------------------------------------------------------------------------

<p>Milan 10' x 16' Depth: 4'</p> 	<p>Monaco 16' x 40' Depth: 3' 6" to 8'</p> 	<p>Olympia 12 12' x 26' Depth: 3' 6" to 5' 8"</p> 	<p>Olympia 14 14' x 30' Depth: 3' 6" to 6'</p> 
----------------------------------------------------------------------------------------------------------------------------------	---------------------------------------------------------------------------------------------------------------------------------------------	----------------------------------------------------------------------------------------------------------------------------------------------------	-------------------------------------------------------------------------------------------------------------------------------------------------

<p>Olympia 16 16' x 35' Depth: 3' 6" to 6' 4"</p> 	<p>Providence 14 14' x 30' Depth: 3' 6" to 6' 1"</p> 	<p>St. Thomas 11' 1" x 31' 6" Depth: 3' 7" to 7'</p> 	<p>Tuscan 11.20 11' 1" x 20' 3" Depth: 3' 11" to 5' 2"</p> 
----------------------------------------------------------------------------------------------------------------------------------------------------	--------------------------------------------------------------------------------------------------------------------------------------------------------	--------------------------------------------------------------------------------------------------------------------------------------------------------	--------------------------------------------------------------------------------------------------------------------------------------------------------------

<p>Tuscan 13.24 12' 10" x 23' 7" Depth: 3' 11" to 5' 5"</p> 	<p>Tuscan 14.27 13' 9" x 26' 10" Depth: 3' 11" to 5' 9"</p> 
---------------------------------------------------------------------------------------------------------------------------------------------------------------	----------------------------------------------------------------------------------------------------------------------------------------------------------------



Fiberglass Pools

Freeform

Latham Grand | West Coast

<p>Aruba 11' x 22' Depth: 4' to 5'</p> 	<p>Axiom 14 14' x 30' Depth: 4' to 6'</p> 	<p>Axiom 16 16' x 35' Depth: 4' 6" to 6' 6"</p> 	<p>Bermuda 12' x 26' Depth: 3' 6" to 5' 6"</p> 
-------------------------------------------------------------------------------------------------------------------------------------------	----------------------------------------------------------------------------------------------------------------------------------------------	----------------------------------------------------------------------------------------------------------------------------------------------------	---------------------------------------------------------------------------------------------------------------------------------------------------

<p>Cancun 16' x 35' Depth: 3' 6" to 6' 6"</p> 	<p>Cancun Deluxe 16' x 35' Depth: 4' 3" to 6' 6" Spa: 3'</p> 	<p>Caribbean 16' x 40' Depth: 3' 6" to 6' 6"</p> 
--------------------------------------------------------------------------------------------------------------------------------------------------	-------------------------------------------------------------------------------------------------------------------------------------------------------------------	-----------------------------------------------------------------------------------------------------------------------------------------------------



Scan the QR code for full interactive brochures.



Fiberglass Pools

Freeform

Latham Grand | West Coast

<p>Fiji 15' x 34' Depth: 3' 6" to 6'</p> 	<p>Key West 12' x 25' 7" Depth: 3' 7" to 6"</p> 
---------------------------------------------------------------------------------------------------------------------------------------------	----------------------------------------------------------------------------------------------------------------------------------------------------

<p>Laguna 14' x 30' Depth: 3' 6" to 6'</p> 	<p>Laguna Deluxe 14' x 30' Depth: 4' to 6" Spa: 3'</p> 
-----------------------------------------------------------------------------------------------------------------------------------------------	-------------------------------------------------------------------------------------------------------------------------------------------------------------



Lengths, widths, and depths may vary up to 3%. Measurements are to widest point on each side of the outside edge. Unless indicated otherwise, pools are non-diving and use of diving equipment is prohibited.





Fiberglass Pools


Kidney

Latham Grand | West Coast



<p>Jamaica 9' 10" x 19' 9" Depth: 3' 2" to 5'</p> 	<p>St. Lucia 12' 3" x 23' 11" Depth: 3' 6" to 5'</p> 	<p>Valencia 14' 4" x 27' 7" Depth: 3' 7" to 5' 10"</p> 
------------------------------------------------------------------------------------------------------------------------------------------------------	---------------------------------------------------------------------------------------------------------------------------------------------------------	-----------------------------------------------------------------------------------------------------------------------------------------------------------

Fiberglass Pools Spas and Tanning Ledges

<p>Regal 9' 8" x 7' 8" Depth: 3' 4"</p> 	<p>Regal Spillover 9' 8" x 8' 6" Depth: 3' 4"</p> 	<p>Royal 9' 8" x 7' 8" Depth: 3' 4"</p> 	<p>Royal Spillover 9' 8" x 8' 6" Depth: 3' 4"</p> 
--------------------------------------------------------------------------------------------------------------------------------------------	------------------------------------------------------------------------------------------------------------------------------------------------------	--------------------------------------------------------------------------------------------------------------------------------------------	------------------------------------------------------------------------------------------------------------------------------------------------------

<p>Shasta 6' 11" x 6' 11" Depth: 3'</p> 	<p>Shasta Spillover 6' 11" x 7' 9" Depth: 3'</p> 
---------------------------------------------------------------------------------------------------------------------------------------------	------------------------------------------------------------------------------------------------------------------------------------------------------

Semicircle
8' 4" x 16'
Depth: 10'

*Diving/sliding equipment shall be designed for swimming pools and shall be installed in accordance with the diving/sliding equipment manufacturer's specifications. Please contact the diving/sliding equipment manufacturer for their specifications. © Latham Pool Products, Inc. 2024. All rights reserved.


Sapphire Blue

Crystite Classic




Shale Gray

Crystite Classic




Night Sky

Crystite Classic



Ocean Blue

Crystite Classic




Coastal Bronze

Crystite Classic



Whisper White

Standard Gel Coat



Sapphire Blue

Crystite Crystal



Coastal Bronze

Crystite Crystal



Shale Grey

Crystite Crystal




Ocean Blue

Crystite Crystal



Night Sky

Crystite Crystal



Pearl White

Crystite Crystal



Patent pending for all Crystite Classic and Crystite Crystal finishes.

These images illustrate the impact of the color and finish of the pool on the appearance of the water. Color variations may occur due to the nature of photography and printing.

Monet Series

Paradise




Bright azure and cerulean glide together in a beautiful blue mix
MS-1284: 6×6 (1×2) – Waterline
MS-1184: 2×2 (1×1) – Inlaid

Water Lilies



Reflections of light blues, grays and ocean blue converge like artwork
MS-1281: 6×6 (1×2) – Waterline
MS-1181: 2×2 (1×1) – Inlaid

Sailboat



A perfect harmony of blues and browns converging in striking striated colors
MS-1286: 6×6 (1×2) – Waterline
MS-1186: 2×2 (1×1) – Inlaid

Stormy



Bands of Onyx and Tiger's Eye stack together in dusky deep layers
MS-1285: 6×6 (1×2) – Waterline
MS-1185: 2×2 (1×1) – Inlaid

Night Life Series

Ballad



Iridescent and opaque blue squares and rectangles mix in a sweet song of bliss
NL-831: 6×6 (Random Block) – Waterline
NL-1131: 2×2 (1×1) – Inlaid

Galant



Shiny blues in sparkling hues converge in perfect harmony like waves on a summer day
NL-832: 6×6 (Random Block) – Waterline
NL-1132: 2×2 (1×1) – Inlaid

Melody



Speckled crystal and twilight tones shine in this neutral mix
NL-838: 6×6 (Random Block) – Waterline
NL-1138: 2×2 (1×1) – Inlaid

Soul



Deep obsidian and smoky quartz twist together with sparks of silver
NL-834: 6×6 (Random Block) – Waterline
NL-1134: 2×2 (1×1) – Inlaid

Italian Series

Firenze



Clouds of baby blues wisp and flow in this Tuscan inspired tile
IS-638 6×6 (Bullnose) – Waterline
IS-238: 2×2 – Inlaid

San Marino



Rich browns and blues create texture for a historical feel
IS-634: 6×6 (Bullnose) – Waterline
IS-234: 2×2 – Inlaid

Naples



Sun-drenched sandy and blue tones merge and meld in perfect harmony
IS-637: 6×6 (Bullnose) – Waterline
IS-237: 2×2 – Inlaid

Milan



Luxurious browns and tans intertwine to evoke rich depth and elegance
IS-635: 6×6 (Bullnose) – Waterline
IS-235: 2×2 – Inlaid

Abyss Series

Tikal



Shades of marbled blues and browns rolling together reminiscent of waves crashing on the shore
AY-624: 6×6 (Bullnose) – Waterline
AY-224: 2×2 – Inlaid

Port Royal



Deep navy and azure splash together to create a deep-water fantasy
AY-620: 6×6 (Bullnose) – Waterline
AY-220: 2×2 – Inlaid

Alexandria



Midnight blues and rich warm hues interlock together in a maritime masterpiece
AY-623: 6×6 (Bullnose) – Waterline
AY-223: 2×2 – Inlaid

Radiant Series

Glacier



A striking combination of bold metallics and deep blues
DS-1137: 6×6 (1×2) – Waterline
DS-2237: 2×2 – Inlaid

An acceptable degree of shade variation is inherent in glass, ceramic, and natural stone products.



 **Made in U.S.A.** 



787 Watervliet Shaker Road
Latham, NY 12110
800-833-3800

lathampool.com